



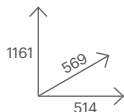
VITTORIA C

POT. TOT. KW
4,2 - 12,3

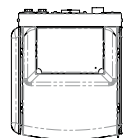
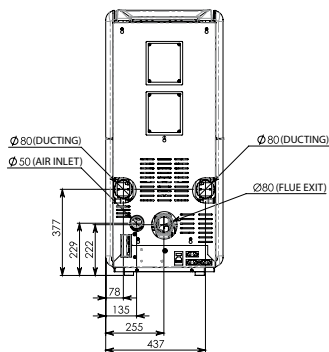
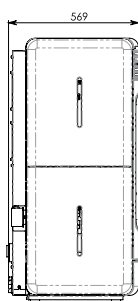
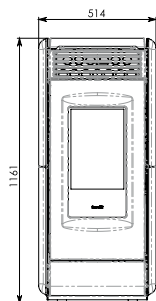
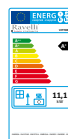
POT. NOM. KW
4 - 11



BIANCO	NERO	BORDEAUX
WHITE	BLACK	BORDEAUX
BLANC	NOIR	BORDEAUX
WEIß	SCHWARZ	BORDEAUX



BimSchV2



PELLET

Consumo orario pellet
Pellet fuel consumption for hour
Consommation de granulés par heure
Stündlicher Pelletsverbrauch

kg/h (min/max) 0,8 - 2,5

Rendimento min/max potenza
Efficiency min/max power
Rendimento min/max puissance
Wirkungsgrad min/max Leistung

% 94,4 - 89,5

Tubo uscita fumi
Flue exit pipe
Tuyau de sortie des fumées
Abgasrohr

Ø mm 80

Capacità serbatoio
Tank capacity
Capacité du réservoir
Fassungsvermögen Pelletsbehälter

Kg 23

Autonomia
Burn time
Autonomie
Brennzeit

h 8 - 26

Potenza elettrica installata
Installed power
Puissance installée
Leistungsbedarf beim Betrieb

W 115

Peso netto
Net weight
Poids net
Nettogewicht

Kg 195