



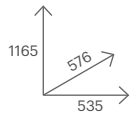
# RV 120 TOUCH

**POT. TOT. KW**  
4,2 - 12

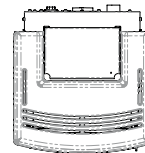
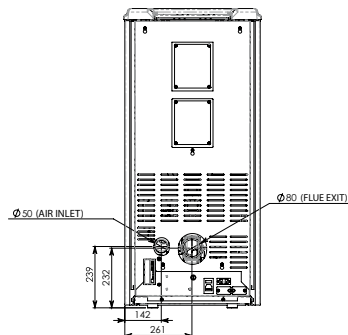
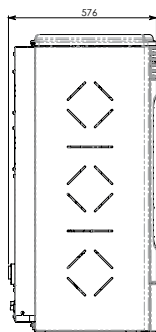
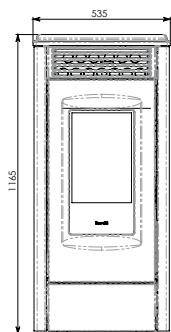
**POT. NOM. KW**  
4 - 10,6



BIANCO	NERO	BORDEAUX
WHITE	BLACK	BORDEAUX
BLANC	NOIR	BORDEAUX
WEIß	SCHWARZ	BORDEAUX



BlmSchV2



## PELLET

### Consumo orario pellet

Pellet fuel consumption for hour  
Consommation de granulés par heure  
Stündlicher Pelletsverbrauch

**kg/h (min/max) 0,9 - 2,5**

### Rendimento min/max potenza

Efficiency min/max power  
Rendement min/max puissance  
Wirkungsgrad min/max Leistung

**% 94,4 - 88,2**

### Tubo uscita fumi

Flue exit pipe  
Tuyau de sortie des fumées  
Abgasrohr

**Ø mm 80**

### Capacità serbatoio

Tank capacity  
Capacité du réservoir  
Fassungsvermögen Pelletsbehälter

**Kg 23**

### Autonomia

Burn time  
Autonomie  
Brennzeit

**h 15 - 26**

### Potenza elettrica installata

Installed power  
Puissance installée  
Leistungsbedarf beim Betrieb

**W 105**

### Peso netto

Net weight  
Poids net  
Nettogewicht

**Kg 190**