



# INFINITY PLUS 7

**POT. TOT. KW**  
3,4 - 7,4

**POT. NOM. KW**  
3,3 - 6,9

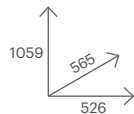


BIANCO GLASS  
WHITE GLASS  
BLANC GLASS  
WEIß GLASS

NERO GLASS  
BLACK GLASS  
NOIR GLASS  
SCHWARZ GLASS

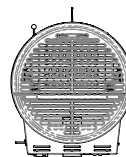
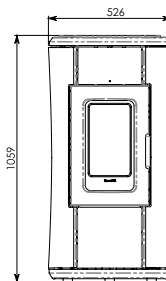
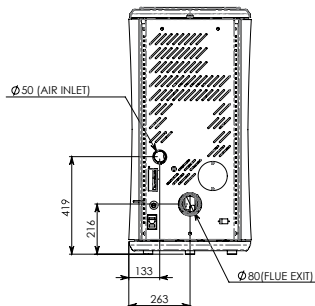
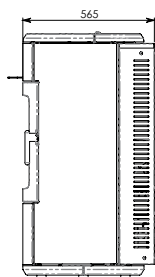

BLU GLASS  
BLUE GLASS  
BLEU GLASS  
BLAU GLASS

SILVER GLASS  
SILVER GLASS  
SILVER GLASS  
SILVER GLASS



BlmSchV2

compliant with  
Ecodesign 2022



## PELLET

### Consumo orario pellet

Pellet fuel consumption for hour  
Consommation de granulés par heure  
Stündlicher Pelletsverbrauch

**kg/h (min/max) 0,70 - 1,53**

### Rendimento min/max potenza

Efficiency min/max power  
Rendement min/max puissance  
Wirkungsgrad min/max Leistung

**% 95,5 - 92,9**

### Tubo uscita fumi

Flue exit pipe  
Tuyau de sortie des fumées  
Abgasrohr

**Ø mm 80**

### Capacità serbatoio

Tank capacity  
Capacité du réservoir  
Fassungsvermögen Pelletsbehälter

**Kg 20**

### Autonomia

Burn time  
Autonomie  
Brennzeit

**h 13 - 28**

### Potenza elettrica installata

Installed power  
Puissance installée  
Leistungsbedarf beim Betrieb

**W 26**

### Peso netto

Net weight  
Poids net  
Nettogewicht

**Kg 175**