



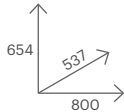
# RBC 810

**POT. TOT. KW**  
3,2 - 10,1

**POT. NOM. KW**  
3 - 9



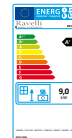
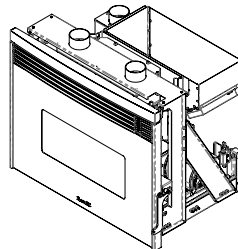
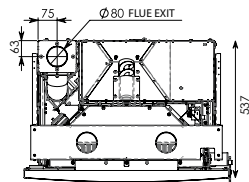
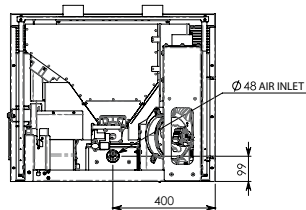
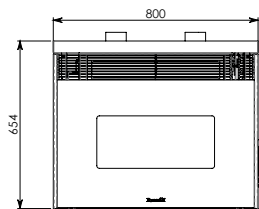
NERO  
BLACK  
NOIR  
SCHWARZ



EN 14785



BlmSchV2



## PELLET

### Consumo orario pellet

Pellet fuel consumption for hour  
Consommation de granulés par heure  
Stündlicher Pelletsverbrauch

**kg/h (min/max) 0,7 - 2,1**

### Rendimento min/max potenza

Efficiency min/max power  
Rendement min/max puissance  
Wirkungsgrad min/max Leistung

**% 93,1 - 89,2**

### Tubo uscita fumi

Flue exit pipe  
Tuyau de sortie des fumées  
Abgasrohr

**Ø mm 80**

### Capacità serbatoio

Tank capacity  
Capacité du réservoir  
Fassungsvermögen Pelletsbehälter

**Kg 20**

### Autonomia

Burn time  
Autonomie  
Brennzeit

**h 9 - 29**

### Potenza elettrica installata

Installed power  
Puissance installée  
Leistungsbedarf beim Betrieb

**W 88**

### Peso netto

Net weight  
Poids net  
Nettogewicht

**Kg 130**