



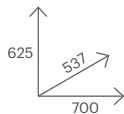
RBV 708

POT. TOT. KW
3,2 - 8,5

POT. NOM. KW
3 - 7,7



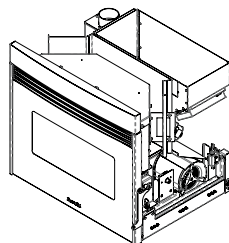
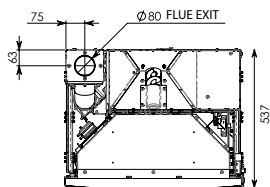
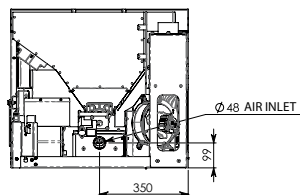
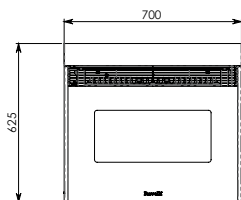
NERO
BLACK
NOIR
SCHWARZ



EN 14785



BlmSchV2



PELLET

Consumo orario pellet

Pellet fuel consumption for hour
Consommation de granulés par heure
Stündlicher Pelletsverbrauch

kg/h (min/max) 0,7 - 1,8

Rendimento min/max potenza

Efficiency min/max power
Rendement min/max puissance
Wirkungsgrad min/max Leistung

% 93,1 - 90,5

Tubo uscita fumi

Flue exit pipe
Tuyau de sortie des fumées
Abgasrohr

Ø mm 80

Capacità serbatoio

Tank capacity
Capacité du réservoir
Fassungsvermögen Pelletsbehälter

Kg 20

Autonomia

Burn time
Autonomie
Brennzeit

h 11 - 29

Potenza elettrica installata

Installed power
Puissance installée
Leistungsbedarf beim Betrieb

W 86

Peso netto

Net weight
Poids net
Nettogewicht

Kg 120

