



CONVECTION
system

VELA 11

POT. TOT. KW
4 - 11,1

POT. NOM. KW
3,8 - 10,2



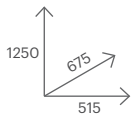
BIANCO
WHITE
BLANC
WEIß

NERO
BLACK
NOIR
SCHWARZ

BORDEAUX
BORDEAUX
BORDEAUX
BORDEAUX

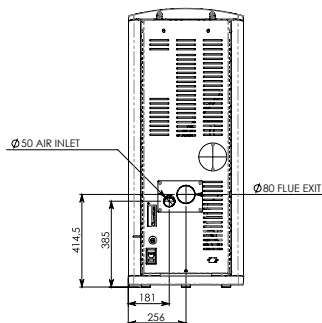
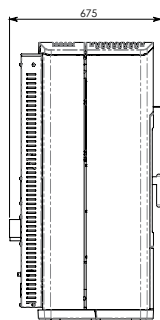
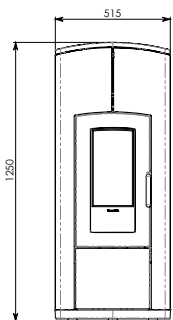

SILVER
SILVER
SILVER
SILVER

CORTEN
CORTEN
CORTEN
CORTEN



BlmSchV2

compliant with
Ecodesign 2022



PELLET

Consumo orario pellet

Pellet fuel consumption for hour
Consommation de granulés par heure
Stündlicher Pelletsverbrauch

kg/h (min/max) **0,83 - 2,31**

Rendimento min/max potenza

Efficiency min/max power
Rendement min/max puissance
Wirkungsgrad min/max Leistung

% **94,6 - 91,7**

Tubo uscita fumi

Flue exit pipe
Tuyau de sortie des fumées
Abgasrohr

Ø mm **80**

Capacità serbatoio

Tank capacity
Capacité du réservoir
Fassungsvermögen Pelletsbehälter

Kg **20**

Autonomia

Burn time
Autonomie
Brennzeit

h **9 - 24**

Potenza elettrica installata

Installed power
Puissance installée
Leistungsbedarf beim Betrieb

W **26**

Peso netto

Net weight
Poids net
Nettogewicht

Kg **230**